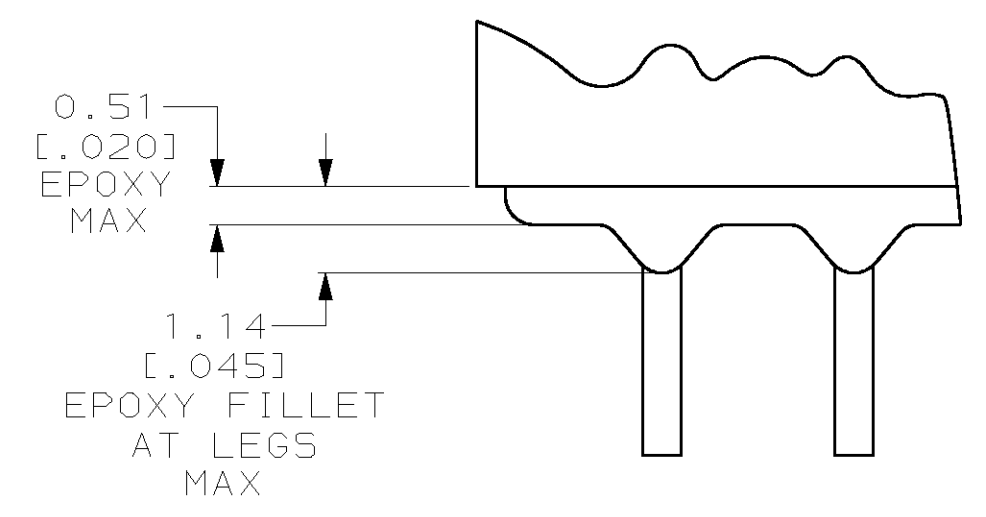
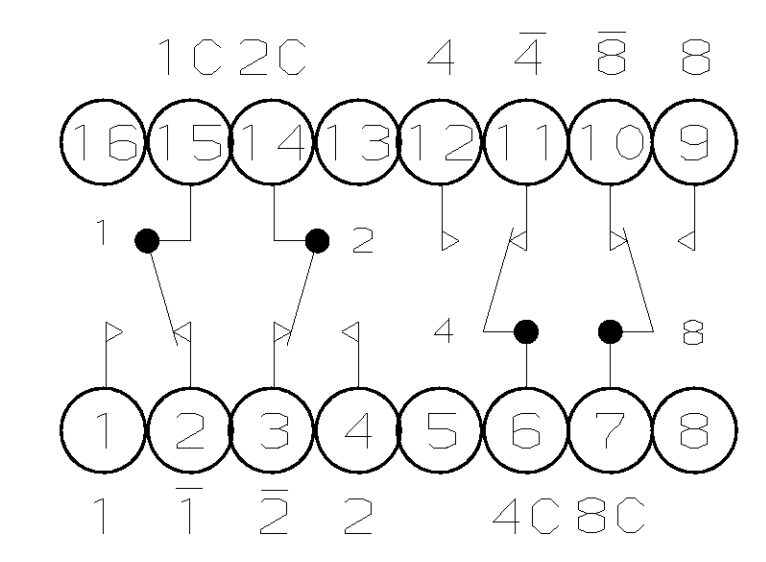


LOC		DIST		REVISIONS			
TR	LYR	DESCRIPTION	DATE	OWN	APVD		
L		REDRAWN ON CAD PER 0330-0026-96	1-8-97	WS	JR		
M		REV PER EC 063C-0381-01	02MAY02	MB	HW		



DETAIL A
SCALE 10:1

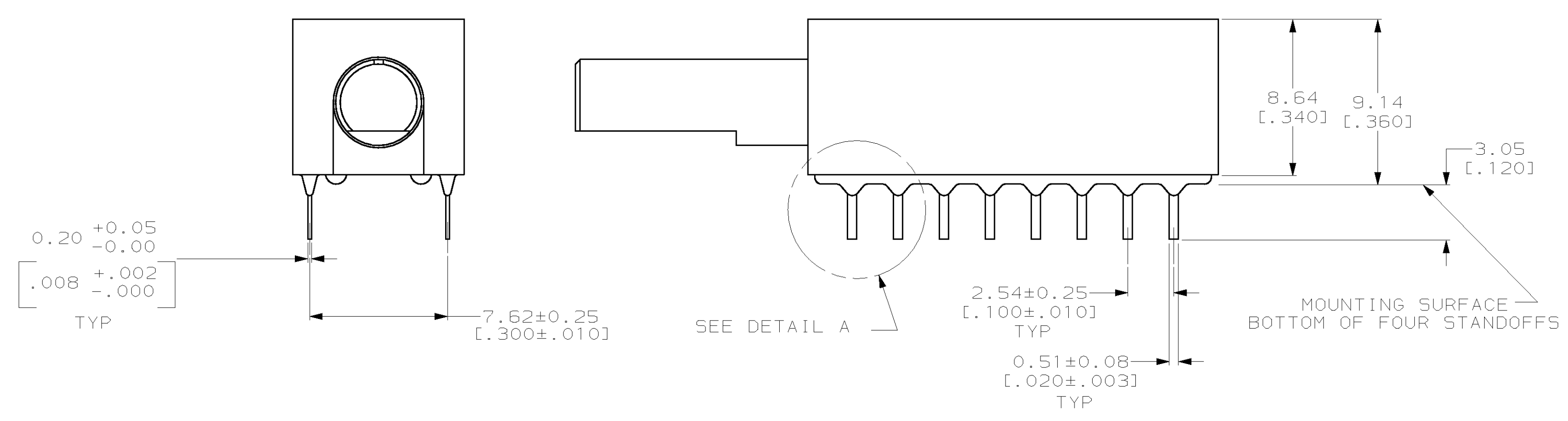
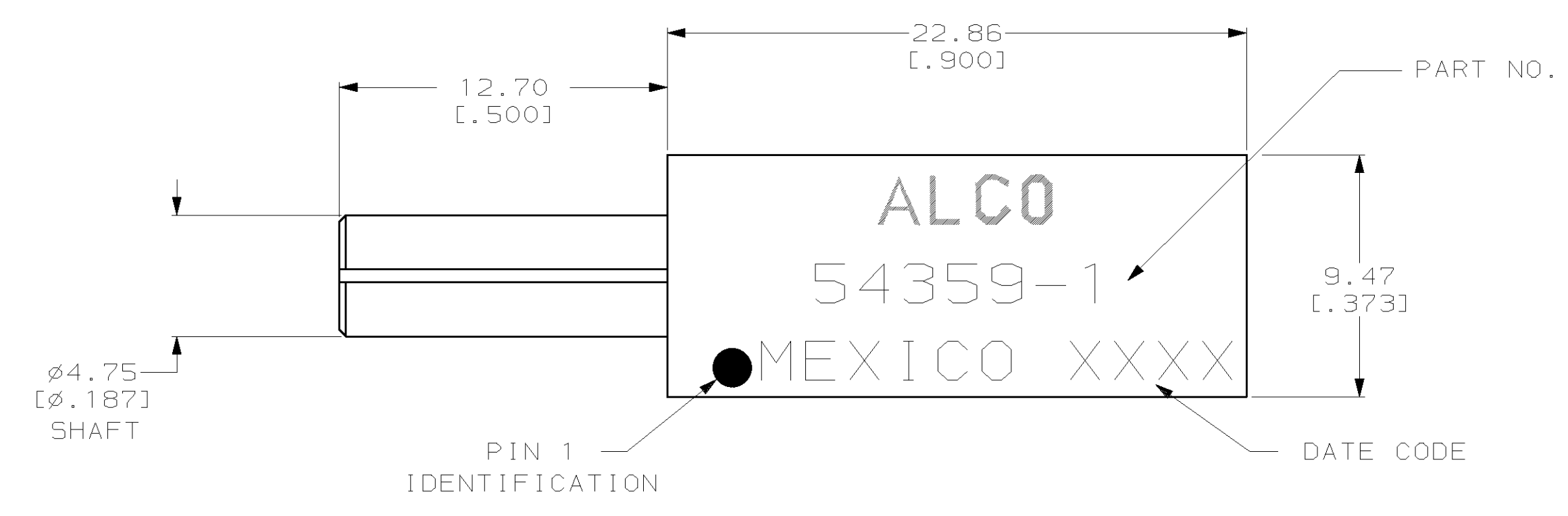


SCHEMATIC
(POSITION 0)

- FOR ADDITIONAL SPECIFICATIONS SEE AMP PRODUCT SPEC 108-7066 AND INSTRUCTION SHEET 6811.
- SWITCH BOTTOM IS SEALED.
- CONTACT FINISH TO BE 0.00076 [.000030] GOLD OVER NICKEL.
- MATERIAL:
HOUSING : BLACK POLYESTER
CONTACTS : BERYLLIUM COPPER.

		POSITION															
		0	1	2	3	4	5	6	7	8	9	10	11	12	13	14	15
COMMON TO	1		●		●		●		●		●		●		●		●
	2			●	●			●	●			●	●			●	●
	4					●	●	●	●				●	●	●	●	●
	8									●	●	●	●	●	●	●	●
	1	●		●		●		●		●		●		●		●	
	2	●	●			●	●			●	●			●	●		
	4	●	●	●	●					●	●	●	●				
	8	●	●	●	●	●	●	●									

HEXADECIMAL: WITH COMPLEMENT



54359-1
PART NUMBER

<small>THIS DRAWING IS A CONTROLLED DOCUMENT FOR AMP INCORPORATED. IT IS SUBJECT TO CHANGE AND THE CONTROLLING ENGINEERING ORGANIZATION SHALL BE CONTACTED FOR THE LATEST REVISION.</small>		DWN: M. SORAH 1-8-97 CHK: R. TALLEY 1-8-97 APVD: J. ROBB 1-8-97	AMP AMP Incorporated Harrisburg, PA 17105-3608
DIMENSIONS (mm [INCHES]) 0 PLC ±- 1 PLC ±- 2 PLC ±0.30 [.0123] 3 PLC ±- 4 PLC ±- ANGLES ±-	TOLERANCES UNLESS OTHERWISE SPECIFIED. 0 PLC ±- 1 PLC ±- 2 PLC ±0.30 [.0123] 3 PLC ±- 4 PLC ±- ANGLES ±-	PRODUCT SPEC APPLICATION SPEC	NAME: SWITCH ASSY, PREPROGRAMMED DIP, 16 POSITION, EXTENDED SHAFT SIZE: A1 CAGE CODE: 00779 DRAWING NO: C-54359
MATERIAL: 4	FINISH: 4	WEIGHT: -	CUSTOMER DRAWING SCALE: 5:1 SHEET 1 OF 1 REV M